


Histology Lab 2: Connective, Cartilage, Bone, Muscle, & Nervous Tissue

Purpose: Students will view many tissue samples under the microscope and be able to identify the tissue type, decide on a location for the tissue, and explain what it looks like in words and drawing.


Procedure: Complete the 6 sections below.

1.




Function:	
Location:	
Description:	

2.




Function:	
Location:	
Description:	

3.




Function:	
Location:	
Description:	

4.




Function:	
Location:	
Description:	

5.



Function:	
Location:	
Description:	

6.



Function:	
Location:	
Description:	