

The Easiest and Safest Way to Pay for School-Related Fees

Child Nutrition meal accounts

1



Log in to your A-H Connect parent account at ahschools.us.

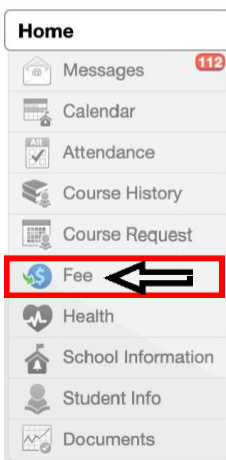
If you do not have an A-H Connect parent login, contact **763-506-HELP**.

2



Click on the My Student Information/Synergy icon.

3



Once in ParentVUE, click on the "Fee" tab.

4

FEE SUMMARY

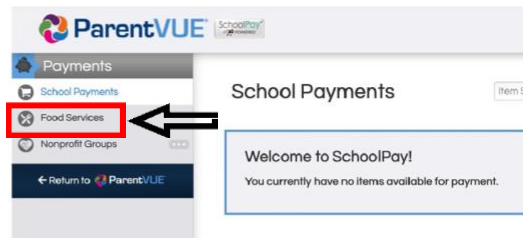
Balance: \$0.00

Pay Fees

Summary

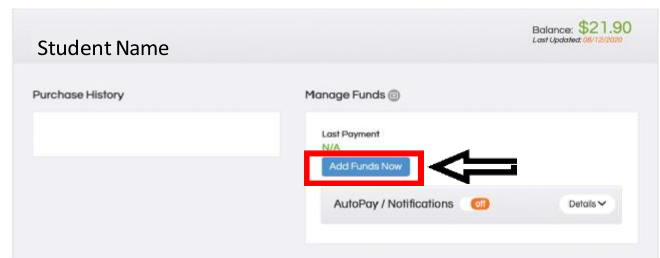
Click on "Pay Fees" to enter the SchoolPay payment system.

5



Click on "Food Services" to access your student's meal account.

6



Click on "Add Funds Now" to add funds to your student's meal account.