






















## Saxophone Trill Chart

A <sub>3</sub> - B <sub>3</sub>		A 123 <sup>Bb</sup>  123 <sub>C</sub>		Trill the low A key. For models with a low A key.	
A <sub>3</sub> - B <sub>3</sub>		A 123 <sup>B</sup>  123 <sub>C</sub>		Trill the low A key. For models with a low A key.	
A <sub>3</sub> - B <sub>3</sub> B <sub>3</sub> - C <sub>4</sub>		123 <sup>B</sup> <sup>Bb</sup>  123 <sub>C</sub>		Impractical.	
		123 <sup>Bb</sup>  123 <sub>C</sub>		Finger A# <sub>3</sub> . Extend RH 2 across bell stack to hold low B closed, pressing directly on the pad cup arm with the top of RH 2. Hold the E/F# key closed with middle knuckle of RH 2. Trill the low Bb key with LH little finger.	<u>CB</u>
A <sub>3</sub> - B <sub>3</sub> B <sub>3</sub> - C <sub>4</sub>		123 <sup>Bb</sup>  123 <sub>C</sub>			
B <sub>3</sub> - C <sub>4</sub>		123 <sup>B</sup>  123 <sub>C</sub>			
B <sub>3</sub> - C <sub>4</sub> C <sub>4</sub> - D <sub>4</sub>		123 <sup>C#</sup> <sup>B</sup>  123 <sub>C</sub>		Impractical.	
B <sub>3</sub> - C <sub>4</sub> C <sub>4</sub> - D <sub>4</sub>		123 <sup>C#</sup>  123 <sub>C</sub>			
C <sub>4</sub> - D <sub>4</sub>		123 123 <sub>C</sub>			
C <sub>4</sub> - D <sub>4</sub>		123 <sup>C#</sup>  123 <sub>C</sub>			
C <sub>4</sub> - D <sub>4</sub> D <sub>4</sub> - E <sub>4</sub>		123 <sup>C#</sup>  123 <sup>E<sub>b</sub></sup> <sub>C</sub>		Impractical.	





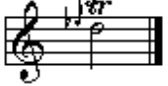

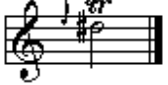




# Saxophone Trill Chart

D <sub>4</sub> <sup>-</sup> E <sub>4</sub>		123 123 <sup>E<sub>b</sub></sup>			
D <sub>4</sub> <sup>-</sup> E <sub>4</sub>		123 123			
D <sub>4</sub> <sup>b</sup> E <sub>4</sub> E <sub>4</sub> <sup>-</sup> F <sub>4</sub> <sup>b</sup>		123 123 <sup>E<sub>b</sub></sup>			
D <sub>4</sub> <sup>b</sup> E <sub>4</sub> <sup>#</sup> E <sub>4</sub> <sup>-</sup> F <sub>4</sub>		123 123 <sup>E<sub>b</sub></sup>			
E <sub>4</sub> <sup>-</sup> F <sub>4</sub>		123 12-			
E <sub>4</sub> <sup>-</sup> F <sub>4</sub> <sup>#</sup> F <sub>4</sub> <sup>-</sup> G <sub>4</sub> <sup>b</sup>		123 12-			
E <sub>4</sub> <sup>#</sup> F <sub>4</sub> <sup>#</sup> F <sub>4</sub> <sup>-</sup> G <sub>4</sub>		123 1-F <sup>#</sup> -			
F <sub>4</sub> <sup>-</sup> G <sub>4</sub>		123 1-			
F <sub>4</sub> <sup>#</sup> G <sub>4</sub>		123 -2-			
F <sub>4</sub> <sup>#</sup> G <sub>4</sub> <sup>#</sup> G <sub>4</sub> <sup>-</sup> A <sub>4</sub> <sup>b</sup>		123 <sup>G<sup>#</sup></sup>  -2-			
G <sub>4</sub> <sup>-</sup> A <sub>4</sub> <sup>b</sup>		123 <sup>G<sup>#</sup></sup>  -			
		123 <sup>C<sup>#</sup></sup>  -			
		123 <sup>B</sup>  -			

# Saxophone Trill Chart

		123 <sup>Bb</sup>   —			
		123   — <sup>B</sup>		Trill low B cup pad on bell with RH 3. For curved models, rather than straight models like most sopranos.	<u>JS</u>
G <sub>4</sub> — A <sub>4</sub>		123   —			
G <sub>4</sub> — A <sub>4</sub>		123 <sup>G#</sup>   —			
G <sub>4</sub> — A <sub>4</sub> — A <sub>b4</sub> — B <sub>b4</sub>		123 <sup>G#</sup>   <sup>Bb</sup> —			
		1 <sup>Bb</sup> 2 <sup>G#</sup>   —			
A <sub>4</sub> — B <sub>b4</sub>		1 2   — <sup>Bb</sup>			
		1 <sup>Bb</sup> 2   —			
A <sub>4</sub> — B <sub>4</sub>		1 2   —			
A <sub>4</sub> — B <sub>4</sub> — B <sub>b4</sub> — C <sub>b5</sub>		1 2   — <sup>Bb</sup>			
		1   — 1   —			
		1   — 2   —			
A <sub>4</sub> — B <sub>4</sub> — B <sub>b4</sub> — C <sub>5</sub>		1 2   — <sup>Bb</sup>			
		1 <sup>Bb</sup>   — C   —			
B <sub>4</sub> — C <sub>5</sub>		1   — C   —			
B <sub>4</sub> — C <sub>5</sub> — C <sub>b5</sub> — D <sub>5</sub>		1   —			


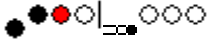





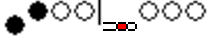















# Saxophone Trill Chart

<p>B<math>\flat</math><sub>4</sub>- C<sub>5</sub>- C<math>\flat</math><sub>5</sub>- D<math>\flat</math><sub>5</sub></p> 	-2- —	○●○ ○○○		
<p>C<sub>5</sub>- D<sub>5</sub></p> 	<p>E<math>\flat</math>-2- —</p> <p>T 123 123<sub>C</sub></p>	<p>○<sup>2</sup>○●○ ○○○</p> <p>●●●● ●●●●</p>		
<p>C<math>\flat</math><sub>5</sub>- D<sub>5</sub></p> 	<p>D- —</p> <p>T 123 123</p>	<p>○<sup>2</sup>○●○ ○○○</p> <p>●●●● ●●●●</p>		<u>HR</u>
<p>C<math>\flat</math><sub>5</sub>- D<sub>5</sub>- D<math>\flat</math><sub>5</sub>- E<math>\flat</math><sub>5</sub></p> 	<p>— E- —</p> <p>T 123 123<sub>E<math>\flat</math></sub></p>	<p>○○○ <sub>E</sub>○○○</p> <p>●●●● ●●●●</p>		<u>MF</u>
<p>D<sub>5</sub>- E<math>\flat</math><sub>5</sub></p> 	T 123 123 <sub>E<math>\flat</math></sub>	●●●● ●●●●		
<p>D<sub>5</sub>- E<sub>5</sub></p> 	T 123 123	●●●● ●●●●		
<p>D<math>\flat</math><sub>5</sub>- E<sub>5</sub>- E<math>\flat</math><sub>5</sub>- F<math>\flat</math><sub>5</sub></p> 	T 123 123 <sub>E<math>\flat</math></sub>	●●●● ●●●●		
<p>D<math>\flat</math><sub>5</sub>- E<math>\flat</math><sub>5</sub>- E<math>\flat</math><sub>5</sub>- F<sub>5</sub></p> 	T 123 123 <sub>E<math>\flat</math></sub>	●●●● ●●●●		
<p>E<sub>5</sub>- F<sub>5</sub></p> 	T 123 12-	●●●● ●●○		
<p>E<sub>5</sub>- F<math>\sharp</math><sub>5</sub>- F<math>\flat</math><sub>5</sub>- G<math>\flat</math><sub>5</sub></p> 	T 123 12-	●●●● ●●○		
<p>E<math>\flat</math><sub>5</sub>- F<math>\flat</math><sub>5</sub>- F<sub>5</sub>- G<math>\flat</math><sub>5</sub></p> 	T 123 1-F $\sharp$ -	●●●● ●○○		
















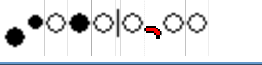

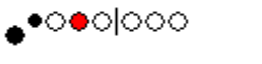



# Saxophone Trill Chart

F <sub>5</sub> — G <sub>5</sub>		T 123 1—			
F <sub>5</sub> — G <sub>5</sub>		T 123 2—			
F <sub>5</sub> — G <sub>5</sub> G <sub>7</sub> — A <sub>5</sub>		T 123 <sup>G#</sup>  2—			
G <sub>5</sub> — A <sub>5</sub>		T 123 <sup>G#</sup>  —			
		T 123 <sup>C#</sup>  —			
		T 123 <sup>B</sup>  —			
		T 123 <sup>Bb</sup>  —			
		T 123 — <sub>B</sub>		Trill low B cup pad on bell with RH 3. For curved models, rather than straight models like most sopranos.	<u>JS</u>
G <sub>5</sub> — A <sub>5</sub>		T 123 —			
G <sub>5</sub> — A <sub>5</sub>		T 123 <sup>G#</sup>  —			
G <sub>5</sub> — A <sub>5</sub> A <sub>7</sub> — B <sub>5</sub>		T 123 <sup>G#</sup>   <sub>Bb</sub> —			
		T 1 <sup>Bb</sup> 23 <sup>G#</sup>  —			
A <sub>5</sub> — B <sub>5</sub>		T 12 — <sub>Bb</sub>			
		T 1 <sup>Bb</sup> 2 —			
A <sub>5</sub> — B <sub>5</sub>		T 12 —			









# Saxophone Trill Chart

<b>A<sub>5</sub>-</b> <b>B<sub>5</sub></b> <b>B<sub>7</sub><sub>5</sub>-</b> <b>C<sub>7</sub><sub>6</sub></b>		T <b>1</b> 2-  <b>Bb</b> —			
		T 1—  <b>1</b> —			
		T 1—  <b>2</b> —			
<b>A<sub>5</sub>-</b> <b>B<sub>7</sub><sub>5</sub></b> <b>B<sub>7</sub><sub>5</sub>-</b> <b>C<sub>6</sub></b>		T <b>1</b> 2-  <b>Bb</b> —			
<b>B<sub>5</sub>-</b> <b>C<sub>6</sub></b>		T 1—  <b>c</b> —			
<b>B<sub>5</sub>-</b> <b>C<sub>7</sub><sub>6</sub></b> <b>C<sub>7</sub><sub>6</sub>-</b> <b>D<sub>7</sub><sub>6</sub></b>		T <b>1</b> — —			
<b>B<sub>7</sub><sub>5</sub>-</b> <b>C<sub>7</sub><sub>6</sub></b> <b>C<sub>6</sub>-</b> <b>D<sub>7</sub><sub>6</sub></b>		T <b>-2</b> — —			
<b>C<sub>6</sub>-</b> <b>D<sub>6</sub></b>		T <b>E<sub>b</sub></b> -2- —			
<b>C<sub>7</sub><sub>6</sub>-</b> <b>D<sub>6</sub></b>		T <b>D</b> — —			
<b>C<sub>7</sub><sub>6</sub>-</b> <b>D<sub>7</sub><sub>6</sub></b> <b>D<sub>7</sub><sub>6</sub>-</b> <b>E<sub>7</sub><sub>6</sub></b>		T —  <b>E</b> —			
<b>D<sub>6</sub>-</b> <b>E<sub>7</sub><sub>6</sub></b>		T <b>E<sub>b</sub> D</b> — —			
<b>D<sub>6</sub>-</b> <b>E<sub>6</sub></b>		T <b>D</b> —  <b>F</b> —			
		T <b>D</b> —  <b>E</b> —			

# Saxophone Trill Chart

<p><b>D<math>\flat</math>6-</b> <b>E6</b> <b>E<math>\natural</math>6-</b> <b>F<math>\flat</math>6</b></p> 	<p>T <math>E^{\flat}</math> D —   <b>E</b> —</p> 		
<p><b>D<math>\flat</math>6-</b> <b>E<math>\flat</math>6</b> <b>E<math>\natural</math>6-</b> <b>F6</b></p> 	<p>T <math>E^{\flat}</math> D — <b>F</b> —   <b>E</b> —</p> 		
	<p>T <math>E^{\flat}</math> D —   <b>f<math>\sharp</math></b> —</p> 	Slightly sharp F on alto models.	<u>JV</u>
<p><b>E6-</b> <b>F6</b></p> 	<p>T <math>E^{\flat}</math> D — <b>F</b> —   <b>E</b> —</p> 		
	<p>T f-2<b>3</b>   —</p> 		
	<p>T <b>D</b> <math>E^{\flat}</math> f —   <b>E</b> —</p> 	For tenor models. In tune and usable at all dynamic levels.	<u>RS2</u>
<p><b>E6-</b> <b>F<math>\sharp</math>6</b> <b>F<math>\flat</math>6-</b> <b>G<math>\natural</math>6</b></p> 	<p>T <math>E^{\flat}</math> D — <b>F</b> —   <b>E</b> <b>f<math>\sharp</math></b> —</p> 		
	<p>T f-<math>B^{\flat}</math><b>23</b>   —</p> 	For alto models. Good response and intonation. Players with short fingers may need to use LH 3 and LH 4 fingers for the trilled keys.	<u>MF</u>
<p><b>E<math>\flat</math>6-</b> <b>F<math>\sharp</math>6</b> <b>F6-</b> <b>G<math>\natural</math>6</b></p> 	<p>T <math>E^{\flat}</math> D — <b>F</b> —   <b>E</b> <b>f<math>\sharp</math></b> —</p> 		
	<p>T f-2-   <b>B<math>\flat</math></b> —</p> 		
	<p>T f-2-   <b>f<math>\sharp</math></b> —</p> 		
<p><b>F6-</b> <b>G6</b></p> 	<p>T f-<b>2</b>-   —</p> 		
<p><b>F<math>\sharp</math>6-</b> <b>G6</b></p> 	<p>T f-<b>2</b>-   <b>B<math>\flat</math>1</b> —</p> 		
	<p>T f-<b>3</b>   <b>B<math>\flat</math>12</b>-</p> 		

# Saxophone Trill Chart

<p>F#6- G#6 G7b6- Ab6</p>		<p>T f-2-lBb—</p>			
<p>G6- Ab6</p>		<p>T -2-l12-</p>			
		<p>T -2-l12-Eb</p>			
		<p>T 1-3l-3</p>			
		<p>T 123<sup>C#</sup>l123<sub>C</sub></p>			
<p>G6- A6</p>		<p>T 123l123<sub>C</sub></p>			
<p>G#6- A6</p>		<p>T 123<sup>Bb</sup>l123<sub>C</sub></p>			
<p>G#6- A#6 Ab6- Bb6</p>		<p>T 1-3l—</p>			
<p>A6- Bb6</p>		<p>T -23l—</p>			<p><u>SM</u></p>
		<p>T <sup>D</sup>-23l—</p>			
		<p>T <sup>D</sup>-23l123</p>			
		<p>T -23l<sub>C</sub>-2-</p>			
<p>A6- B6</p>		<p>T <sup>Eb D</sup>-23l123</p>			
		<p>T <sup>Eb D</sup>-23l1-3</p>			
		<p>T <sup>Eb D</sup>12-l12-</p>			



# Saxophone Trill Chart

<b>A<math>\sharp</math>6-</b> <b>B<math>\flat</math>6-</b> <b>B<math>\flat</math>6-</b> <b>C<math>\flat</math>7</b>		T <b>D</b> —3 —			<u>SM</u>
		T <b>E<math>\flat</math>D</b> —23 123			
		T <b>D</b> —3 12-			
		T <b>D</b> —3 C12-			
		T <b>D</b> — C B $\flat$ —			
<b>A<math>\sharp</math>6-</b> <b>B<math>\sharp</math>6</b> <b>B<math>\flat</math>6-</b> <b>C7</b>		T <b>E<math>\flat</math>D</b> —3 —			<u>SM</u>
		T <b>E<math>\flat</math>D</b> —3 12-			
		T <b>E<math>\flat</math>D</b> — C B $\flat$ —			
<b>B<math>\flat</math>6-</b> <b>C7</b>		T <b>E<math>\flat</math>D</b> —3 —			<u>SM</u>
		T <b>E<math>\flat</math>D</b> —3 12-			
		T <b>E<math>\flat</math>D</b> — C B $\flat$ —			
<b>B<math>\flat</math>6-</b> <b>C<math>\sharp</math>7</b> <b>C<math>\flat</math>7-</b> <b>D<math>\flat</math>7</b>		T <b>E<math>\flat</math>D</b> — <b>F</b> —3 —			<u>SM</u>
<b>B<math>\sharp</math>6-</b> <b>C<math>\sharp</math>7</b> <b>C7-</b> <b>D<math>\flat</math>7</b>		T <b>E<math>\flat</math>D</b> — <b>F</b> —3 —			<u>SM</u>
<b>C7-</b> <b>D7</b>					<i>Submit a fingering for this trill or for a higher trill.</i>